



IP20 Class I & II (V)

Product Features

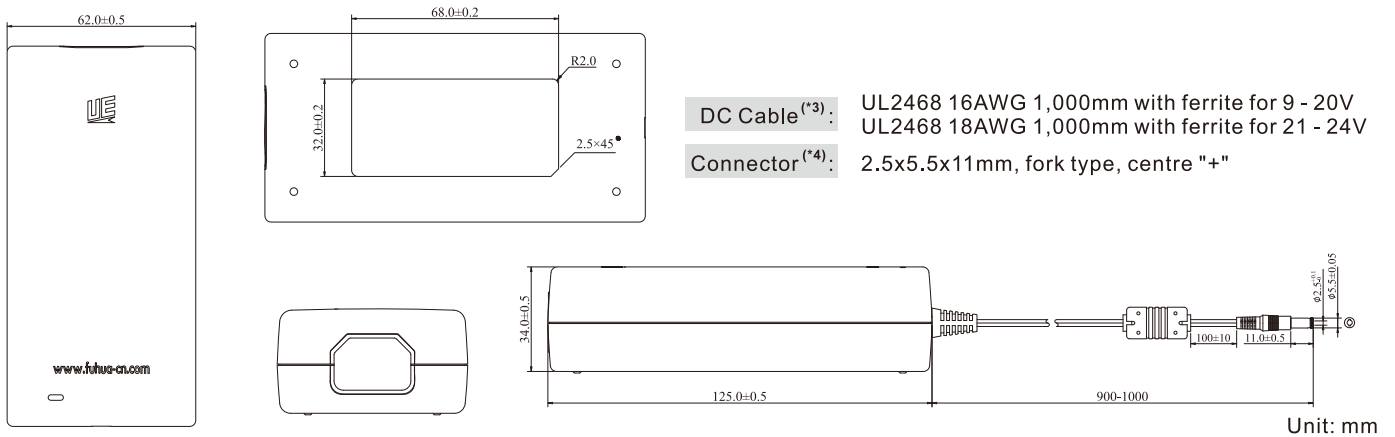
- Medical & ITE safety approvals
- 2 MOPP input to output isolation
- Suitable for medical equipment up to class BF^(^)
- Leakage current $\leq 100\mu\text{A}$ (Class II) & $\leq 250\mu\text{A}$ (Class I)
- $\leq 0.5\text{W}$ standby power
- 9V to 24V outputs, up to 60W
- Up to 3,048m operating altitude
- 3 types of AC inlet



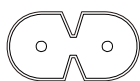
Models & Ratings

Model Number	Voltage ^(*) (V)	Current (A)	Rated Power	Ripple & Noise (max) ^(*)	Voltage Tolerance	Line & Load Regulation	Efficiency (Average)	Start Up Delay
UE60-XXXXYYSPA1/SPA2/SPA3	9.0-12.0	0.01-5.00	60W	200mVpk-pk	±5%	Line: ±1% Load: ±5%	88.00%	≤3s
	12.1-13.0	0.01-4.62	60W	200mVpk-pk	±5%		88.10%	≤3s
	13.1-14.0	0.01-4.29	60W	200mVpk-pk	±5%		88.10%	≤3s
	14.1-15.0	0.01-4.00	60W	200mVpk-pk	±5%		88.00%	≤3s
	15.1-16.0	0.01-3.75	60W	200mVpk-pk	±5%		88.00%	≤3s
	16.1-17.0	0.01-3.53	60W	200mVpk-pk	±5%		88.00%	≤3s
	17.1-18.0	0.01-3.34	60W	200mVpk-pk	±5%		88.10%	≤3s
	18.1-19.0	0.01-3.16	60W	200mVpk-pk	±5%		88.00%	≤3s
	19.1-20.0	0.01-3.00	60W	200mVpk-pk	±5%		88.00%	≤3s
	20.1-21.0	0.01-2.86	60W	200mVpk-pk	±5%		88.10%	≤3s
	21.1-22.0	0.01-2.73	60W	200mVpk-pk	±5%		88.10%	≤3s
	22.1-23.0	0.01-2.61	60W	200mVpk-pk	±5%		88.00%	≤3s
	23.1-24.0	0.01-2.50	60W	200mVpk-pk	±5%		88.00%	≤3s

Mechanical Details



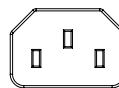
AC Inlet Options



C8 (SPA1)^(*)



C6 (SPA2)



C14 (SPA3)

Notes
 (*1, 3, 4) Other options are available, please contact our sales representative for details.
 (*2) Measured at output connector with 20MHz bandwidth and 0.1uF ceramic in parallel with 10uF electrolytic capacitors.
 (*5) Polarized C8 is available.
 (^) Power supplies are not medical equipment (applied parts), medical product manufacturers shall take responsibility for further evaluation of class B/BF/CF compliance of their end product.

Input

Input Voltage Range	90-264VAC
Frequency Range	47-63Hz
Input Current	1.5A at 90VAC
Inrush Current	120A max at 240VAC cold start
Touch Leakage Current ^(max)	≤ 100µA _(Class II) & ≤ 250µA _(Class I) at 264VAC

Environmental

Operating Temperature	0°C to 40°C
Storage Temperature	-20°C to 60°C
Operating Humidity	10% to 90% RH, non-condensing
Storage Humidity	5% to 90% RH
Operating Altitude	3,048m

General

Dimensions	125(L)x62(W)x34(H)mm
Weight	310g
MTBF	>100,000hrs MIL-HDBK-217 at 25°C
Isolation	4,000VAC Input to Output 1,500VAC Input to Ground (Class I version only)

Protection

Overload	120-280% rated output power, auto recovery
Over Voltage	120-200% rated output voltage input to reset
Short Circuit	Trip and restart (hiccup mode)

Safety Approvals

Safety Agency / Mark	Medical	ITE
CB	IEC60601-1	IEC60950-1
UL	ANSI/AAMI ES60601-1 CAN/CSA C22.2 NO. 60601-1	-
TUV	EN60601-1	EN60950-1
CCC	-	GB4943.1(For Class I only)
PSE	-	J60950-1(For Class I only)

EMC

Emissions	Medical	ITE
Conducted	IEC/EN 60601-1-2, CISPR 11	EN55022, CISPR 22
Radiated	IEC/EN 60601-1-2, CISPR 11	EN55022, CISPR 22
Harmonic Currents	EN61000-3-2, Class A	EN61000-3-2, Class A
Voltage Flicker	EN61000-3-3	EN61000-3-3
Immunity	IEC/EN 60601-1-2	EN55024, CISPR 24
ESD	EN61000-4-2	±15kV air, ±8kV contact
Radiated Immunity	EN61000-4-3	10V/m 80MHz - 2500MHz
EFT/Burst	EN61000-4-4	±2kV on AC port, ±1kV on signal ports
Surge	EN61000-4-5	±1KV line to line (diff mode)
Conducted Immunity	EN61000-4-6	3Vrms, 6Vrms (0.15MHz-80MHz)
Magnetic Field	EN61000-4-8	30 A/m
Dips & Interruptions	EN61000-4-11	0%, 70%, 0% of UT

Others

Dielectric Withstand Voltage	2,121VDC for Class I / 5,656VDC for Class II input to output
Insulation Resistance	10M Ohms, 500VDC input to output